

Product datasheet

DULUX F 36 W/840 2G10

OSRAM DULUX F | Flat CFLni, 2 tubes, with 4-pin base for ECG/CCG operation



Technical data


Electrical data

| | |
|-----------------|----------|
| Nominal current | 0.44 A A |
|-----------------|----------|

Photometrical data

| | |
|---------------------------|--------------------|
| Light color (designation) | LUMILUX Cool White |
| Rated LLMF at 4,000 h | 0.86 |
| Rated LLMF at 6,000 h | 0.83 |
| Rated LLMF at 8,000 h | 0.81 |
| Rated LLMF at 12,000 h | 0.77 |
| Luminous flux | 2800 lm |
| Color rendering index Ra | ≥80 |

Dimensions & weight



| | |
|---|-----------|
| Overall length | 221.00 mm |
| Tube diameter | 17,5 mm |
| Length with base excl. base pins/connection | 215,0 mm |
| Product weight | 99.87 g |

Temperatures & operating conditions

| | |
|---------------------------|-------------|
| Ambient temperature range | -5...+40 °C |
|---------------------------|-------------|

Lifespan

| | |
|------------------------|---------|
| Service life | 9000 h |
| Nominal lamp life time | 13000 h |

Additional product data

| | |
|-----------------|--------|
| Mercury content | 2.5 mg |
|-----------------|--------|

Product datasheet

| | |
|-----------------------------------|-----|
| Appropriate disposal acc. to WEEE | Yes |
|-----------------------------------|-----|

Certificates & standards

| | |
|-------------------------|-----------------|
| Energy efficiency class | G |
| Energy consumption | 38.00 kWh/1000h |

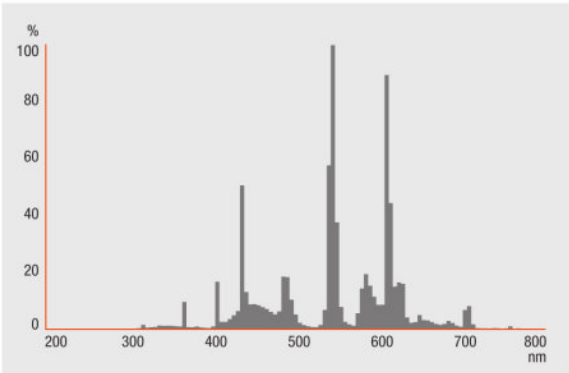
Country specific categorizations

| | |
|-------|--------------------------|
| ILCOS | FSD-36/840-E-2G10-90/217 |
|-------|--------------------------|

Environmental information

| | |
|---|---------------|
| Information according Art. 33 of EU Regulation (EC) 1907/2006 (REACH) | |
| Date of Declaration | 18-04-2022 |
| Primary Article Identifier | 4050300299037 |
| Declaration No. in SCIP database | In work |

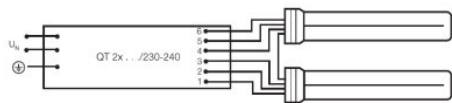
Light Distribution



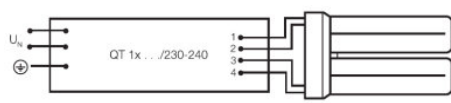
FL_840

Equipment / Accessories

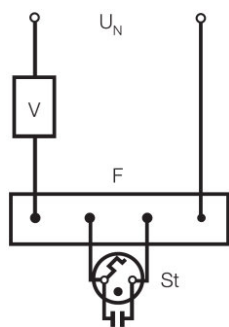
- Suitable for operation on electronic and conventional control gear



SERIES CONNECTION WITH QUICKTRONIC



SINGLE LAMP WITH QUICKTRONIC



SINGLE LAMP STARTER ST 111 OR ST 171

Ecodesign regulation information:

Separate control gear and light sources must be disposed of at certified disposal companies in accordance with Directive 2012/19/EU (WEEE) in the EU and with Waste Electrical and Electronic Equipment (WEEE) Regulations 2013 in the UK. For this purpose, collection points for recycling centres and take-back systems (CRSO) are available from retailers or private disposal companies, which accept separate control gear and light sources free of charge. In this way, raw materials are conserved and materials are recycled.

Logistical Data

| Product code | Product description | Packaging unit (Pieces/Unit) | Dimensions (length x width x height) | Volume | Gross weight |
|---------------|--------------------------|--|---|----------------------|--------------|
| 4050300299037 | DULUX F 36 W/840 2G10 | Shipping carton box 10 Pieces Folding carton box | 275 mm x 105 mm x 245 mm | 7.07 dm ³ | 1631.00 g |

The mentioned product code describes the smallest quantity unit which can be ordered. One shipping unit can contain one or more single products. When placing an order, for the quantity please enter single or multiples of a shipping unit.

Product datasheet

References / Links

For more information on QUICKTRONIC electronic control gear go to

▶ www.osram.com/QUICKTRONIC

Disclaimer

Subject to change without notice. Errors and omission excepted. Always make sure to use the most recent release.

OSRAM is distribution partner
of LEDVANCE of LAMPS

OSRAM

OSRAM GmbH
Marcel-Breuer-Strasse 6
80807 Munich, Germany

DULUX F 36 W/840 2G10

OSRAM DULUX F | Flat CFLni, 2 tubes, with 4-pin base for ECG/CCG operation

| Product name | Product name ECG | EAN | Nominal current | Nominal wattage + Power loss | Power factor λ [PIM] | Luminous flux at 35 °C |
|-----------------------|------------------------|---------------|-----------------|------------------------------|------------------------------|------------------------|
| DULUX F 36 W/840 2G10 | QTi 1x14/24/21/39 GII | 4008321383334 | 0.15 A | 34.00 W | 0.96 | 2750 lm |
| | QTi 2x14/24/21/39 GII | 4008321383396 | 0.29 A | 66.00 W | 0.98 | 2800 lm |
| | QTi DALI 1x36 DIM | 4050300870427 | 0.16 A | 36.00 W | 0.97 | 2900 lm |
| | QTi DALI 2x36 DIM | 4050300870885 | 0.31 A | 69.00 W | 0.98 | 2900 lm |
| | QT-M 2x26-42/220-240 S | 4008321110022 | 0.30 A | 70.00 W | 0.97 | 2700 lm |
| | QTP-DL 2x36-40 | 4008321117922 | 0.33 A | 68.00 W | 0.99 | 2800 lm |
| | QTP-M 1x26-42 | 4008321329134 | 0.16 A | 35.00 W | 0.96 | 2700 lm |
| | QTP-M 2x26-32 | 4008321329158 | 0.30 A | 68.00 W | 0.97 | 2700 lm |
| | QTP-OPTIMAL 1x18-40 | 4008321873743 | 0.15 A | 34.00 W | 0.98 | 2700 lm |
| | QTP-OPTIMAL 2x18-40 | 4008321873767 | 0.30 A | 67.00 W | 0.98 | 2700 lm |

| Product name | Product name ECG | EAN | Number of lighting outlets |
|-----------------------|------------------------|---------------|----------------------------|
| DULUX F 36 W/840 2G10 | QTi 1x14/24/21/39 GII | 4008321383334 | 1 |
| | QTi 2x14/24/21/39 GII | 4008321383396 | 2 |
| | QTi DALI 1x36 DIM | 4050300870427 | 1 |
| | QTi DALI 2x36 DIM | 4050300870885 | 2 |
| | QT-M 2x26-42/220-240 S | 4008321110022 | 2 |

Product datasheet

| Product name | Product name ECG | EAN | Number of lighting outlets |
|--------------|---------------------|---------------|----------------------------|
| | QTP-DL 2x36-40 | 4008321117922 | 2 |
| | QTP-M 1x26-42 | 4008321329134 | 1 |
| | QTP-M 2x26-32 | 4008321329158 | 2 |
| | QTP-OPTIMAL 1x18-40 | 4008321873743 | 1 |
| | QTP-OPTIMAL 2x18-40 | 4008321873767 | 2 |